
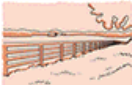













Join 11,537 Photographers in Discovering:

# The Fastest Way to Master Photography With Our "Quick Capture Cheat Sheets"

For Photographers Who Love to Learn While Shooting

Quick Capture Cheat Sheets – 52 Full-Sized Printable Photography Cheat Sheets

A	2	3	4	5	6	7	8	9	10	J	Q	K	<b>PERSPECTIVE AND DEPTH</b>			
BASICS	BASICS	BASICS	BASICS	BASICS	BASICS	BASICS	BASICS	BASICS	BASICS	BASICS	BASICS	BASICS	COMPOSITION	COMPOSITION	COMPOSITION	<p>Perspective is the viewpoint you take. It can affect the placement of elements within your scene.</p> <div style="display: flex; justify-content: space-around;"> <div style="text-align: center;"> <p><b>Linear</b></p>  <p>Look for converging lines to create a vanishing point.</p> </div> <div style="text-align: center;"> <p><b>Diminishing</b></p>  <p>Create infinite depth and highlight subjects to draw viewer attention.</p> </div> </div> <p><b>Convergence and Height</b></p> <div style="display: flex; justify-content: space-around;"> <div style="text-align: center;"> <p>Very Low</p>  </div> <div style="text-align: center;"> <p>Low</p>  </div> <div style="text-align: center;"> <p>Medium</p>  </div> <div style="text-align: center;"> <p>High</p>  </div> </div> <p><b>Change Your Point of View</b></p> <div style="display: flex; justify-content: space-around;"> <div style="text-align: center;"> <p>Linear</p>  </div> <div style="text-align: center;"> <p>From Below</p>  </div> <div style="text-align: center;"> <p>From Above</p>  </div> </div> <p style="text-align: right; font-size: small;">EXPERT PHOTOGRAPHY</p>
													COMPOSITION	COMPOSITION	COMPOSITION	COMPOSITION

A	2	3	4	5	6	7	8	9	10	J	Q	K	A	2	3	4	5	6	7	8	9	10	J	<b>MOTION</b>		
PREPARING TO SHOOT	PREPARING TO SHOOT	PREPARING TO SHOOT	PREPARING TO SHOOT	PREPARING TO SHOOT	PREPARING TO SHOOT	PREPARING TO SHOOT	PREPARING TO SHOOT	PREPARING TO SHOOT	PREPARING TO SHOOT	PREPARING TO SHOOT	PREPARING TO SHOOT	PREPARING TO SHOOT	SHOOTING STYLES	SHOOTING STYLES	SHOOTING STYLES	SHOOTING STYLES	SHOOTING STYLES	SHOOTING STYLES	SHOOTING STYLES	SHOOTING STYLES	SHOOTING STYLES	SHOOTING STYLES	SHOOTING STYLES	SHOOTING STYLES	<p>There are two main ways to capture motion in your photographs. The camera can be in a <b>fixed position</b> capturing the subject moving, like a waterfall. Or the camera can move to track a moving object, which is called <b>panning</b>. In the second scenario, the camera moves to match the movement of the subject.</p> <div style="display: flex; justify-content: space-around;"> <div style="text-align: center;"> <p><b>Transport</b></p>  <p>Shutter Speed: 1/15 or less Aperture: f/2.8-f/5.6 Camera: Moving (Panning)</p> </div> <div style="text-align: center;"> <p><b>Light Painting</b></p>  <p>Shutter Speed: 15 secs or less Aperture: f/5.6-f/11 Camera: Fixed (Tripod)</p> </div> </div> <div style="display: flex; justify-content: space-around;"> <div style="text-align: center;"> <p><b>Water</b></p>  <p>Shutter Speed: 1 sec or less Aperture: f/5.6-f/11 Camera: Fixed (Tripod)</p> </div> <div style="text-align: center;"> <p><b>Human</b></p>  <p>Shutter Speed: 3 secs or less Aperture: f/2.8-f/5.6 Camera: Fixed (Tripod)</p> </div> </div> <p style="text-align: right; font-size: small;">EXPERT PHOTOGRAPHY</p>	
													SHOOTING STYLES	SHOOTING STYLES	SHOOTING STYLES	SHOOTING STYLES	SHOOTING STYLES	SHOOTING STYLES	SHOOTING STYLES	SHOOTING STYLES	SHOOTING STYLES	SHOOTING STYLES	SHOOTING STYLES	SHOOTING STYLES	SHOOTING STYLES	

# Never Forget A Photography Tip Again!

We know how frustrating it can be to study a book or read an online tutorial... only to discover you can't remember half of what you read when it comes time to shoot.

With **“Quick Capture Cheat Sheets”**, you'll never feel lost again.

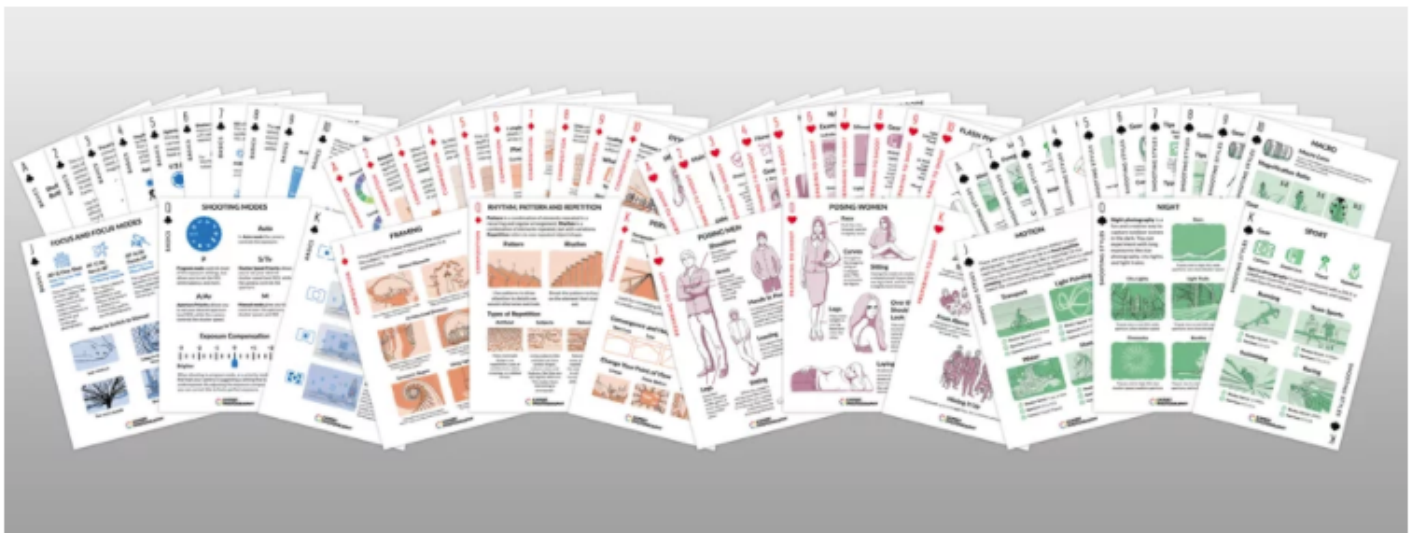
You can print and slip them into your camera bag (or load them onto your phone or tablet), for a full-sized guide on-the-go.

Unlike some cheat sheets (which are more like miniature books), our cheat sheets are super easy to understand.

Our designer has worked tirelessly with our photographers to **make even the most complex concepts simple**.

Whether you're trying to learn a new skill, or need a quick brush up on an old technique...

These cheat sheets will help you **master 52 different aspects of photography** with not more than a few minutes of study.



Finally, no more fiddling with confusing camera guides or Googling questions in the middle of a shoot. Always have these photography prompts on hand.